




Installation: Floor type

Type	 RH-3CH4018	 RH-6CH6020	 RH-6CH7020
Maximum Load Capacity	3kg	6kg	
Maximum Reach Radius	400mm	600mm	700mm
13(Z) Operating Range	180mm	200mm	
Environmental Specifications	Standard(IP20)		
Controller	CR751-D		